

Ingham Institute
Applied Medical Research

InSIGHTS

SUMMER 2016-2017

It's a WIN for Cancer Research

Ingham Institute's Dr Pei Ding
is recognised for her
research in unravelling
the hidden cancer.

As the leading cause of cancer deaths, lung cancer claims more lives per year than breast, prostate and colon cancers combined. Yet despite being responsible for more than 8,400 deaths in Australia each year, lung cancer receives significantly less funding for research and clinical trials.

Dr Pei Ding's research concentrates on the growing number of non-smokers diagnosed with lung cancer and the treatment of these patients. Specifically, her research looks into a mutation in the gene – the Epidermal Growth Factor Receptor (or EGFR+) – that controls cell growth of non-smoking lung cancer patients.

This innovative study has been acknowledged by the Lung Foundation Australia, with Dr Ding and her team receiving a small grant to continue their important research.

"The technology that looks into genetic sequencing on the DNA of lung cancer patients who are non-smokers is new and costly, so we are very grateful to the Lung Foundation Australia for awarding us this grant to help make this possible," Dr Ding said, adding that there is still a lot to learn about the condition to improve the life expectancy for this group of patients.

The Ingham Institute relies on grants and public support to help bridge the significant gap in cancer research

funding and allow our researchers to work towards improving patient outcomes and saving lives.

Part of Dr Ding's project looks at why some patients stop responding to the current anti-cancer medication used to treat this condition.

The team here at the Institute are researching the use of a special blood test to monitor whether patients are responding to treatment. This is less dangerous and less painful than doing biopsies which may not be possible in some patients. Blood-based testing allows researchers to look directly at cancer DNA in the blood.

At present, our researchers are working on the development of new CTC Blood Tests that will one day revolutionise cancer treatment by an early, pin-prick detection and diagnosis.

Without the support of local businesses and community members, researchers at the Ingham Institute cannot continue their work into medical advancements for South West Sydney and beyond.

Would you like to see cancer treatment revolutionised by a simple blood test?

Show your support by visiting
www.inghaminstitute.org.au/content/donate-now-0

Because of you, our research continues.

How an Australian discovery in 1869 could revolutionise cancer treatment

Inspiring Supporters



The Ingham Institute would not be able to continue its important work without the ongoing support and funding from our inspiring supporters.

One such workplace is Ingham Enterprises, – Australia's largest poultry processor. The company launched an employee initiative to share its new vision, purpose and values with all Australians.

Called the Ingham's Way, the six-month campaign aims to put Ingham's 'at the heart of every table'. To get the word out, the company ran a staff photo contest and offered to donate \$5 to the Ingham Institute for every photo shared.

Ingham Enterprise's Group Manager, Organisational Development, Raelee Hobson said that the photo competition is helping to cement the values and provided staff with plenty of opportunity to explore and share their creativity.

"It's been a great success with each month featuring a different value and thousands of photos submitted. One of the best things about the competition was seeing the faces of the people who make Ingham's successful and a great place to work" she said.

John Ingham and Mat Fisher from the Ingham Institute joined the official launch event in August celebrating a shared history for the two organisations and helping to inspire employees with examples of the Institute's great work.

Ingham Enterprises pledged to raise \$10,000 for the Institute with a donation made for every photo submitted. Half-way into the competition, \$6,000 has already been raised towards medical research.



Become an
Inspiring Supporter
and make a real
difference today.

If you or your workplace would like to raise funds towards medical research, you can register at www.good2give.ngo and nominate the **Ingham Institute** for Applied Medical Research.



Left to right: Researchers Grace Micali, Mila Sajinovic with Dr Nicole Caixeiro

One thing we know about cancer is how it spreads

In the News

MINOTI APTE – NSW PREMIER’S AWARD

PAVING THE WAY FOR PANCREATIC CANCER TREATMENT

Professor Minoti Apte is at the forefront of pancreatic cancer research by developing a method to isolate pancreatic stellate cells, a technique which provided a much-needed research boost for studying the path that pancreatic fibrosis (scarring of the pancreas) takes.

Minoti’s outstanding work in developing new treatments and improving outcomes for patients with pancreatic cancer saw her receive the prestigious 2016 Robert Sutherland Award for Excellence in Translational Research category at the annual NSW Premier’s Award night.



Professor Minoti Apte OAM is the first person to show that a specific cell type in the pancreas helped pancreatic cancers grow. The discovery was made here at the Ingham Institute.

BRAIN TRAUMA SPECIALIST DOES US PROUD

Associate Professor Grahame Simpson is the first person in the world to create a validated program that addresses chronic hopelessness in patients with brain trauma injuries. Professor Simpson was nominated for the 2016 Pride of Australia Award in recognition of his work with brain trauma patients.

WORKING TO MAKE CANCER TREATMENT MORE ACCESSIBLE

Ingham Institute Research Director, Professor Michael Barton OAM received this year’s Health Services Research Award from Research Australia. The award recognises his efforts to improve availability of cancer treatment and radiation therapy here and around the world.



Professor Michael Barton OAM, pictured with the MRI-Linac machine, is laying the foundation for cancer treatment into the future.



A PICTURE OF HEALTH

Ingham Institute researcher Professor Evelyne De Leeuw has made the cover of November’s Healthy Europe magazine (pictured above), an internationally renowned medical publication by the European Public Health Association. In the main article, Professor De Leeuw talks about how the Ottawa Charter has changed the way the world looks at health and the challenges for the future.

Upcoming Events

2017 Ladies Luncheon

Our Ladies Luncheon returns again for 2017.

Come and learn about the Mystery of Merlin and how it is unravelling the clues hidden in the cells of modern diseases such as cancer, macular degeneration and many more. Don't miss the magic!

Date: Friday 3 March, 2017

Time: 11am - 2.30pm

Venue: Camden Lakeside Golf & Country Club

You can sponsor this event and enjoy a fun-filled lunch with leading local business owners and community members.



3 MAR
11am-2.30pm



7 APR
6.30am-2pm

2017 Golf Day

Get set to team up and tee off at our upcoming charity Golf Day. Join us for what promises to be a great day on the green and help raise funds towards more medical breakthroughs in cancer research.

Date: Friday 7th April, 2017

Time: 6.30am Shotgun Start

Venue: Twin Creeks Lakeside Golf & Country Club, Luddenham

Format: Four Ball Ambrose

Proudly sponsored by the Nursery & Garden Industry NSW & ACT (NGINA) and Landscape Association NSW & ACT. Contestants will compete for the Mike Skegg Memorial Trophy.

See Our Researchers in Action

You can tour Ingham Institute's medical research facilities.

Come and see our state-of-the-art scientific facilities first-hand and meet with our researchers who are tackling the health issues in your community.

The Institute was founded by the community, for the community and opened in 2012 to service the growing population of South Western Sydney.



FREE
TOURS

To join our events or to book a free tour, contact:
1300 66 55 41 or events@inghaminstitute.org.au

We need your help to create the next generation of blood tests

Summer Appeal - How You Can Help

The Ingham Institute is developing next-generation blood tests that will detect cancer that will be available from your doctor within five years.

To do achieve this, we urgently need more funding from the community.

In 1869, Australian Thomas Ashworth discovered that the spreading of cancer within the body is only made possible through breakaway tumour cells moving through the circulatory system. He called these cells "Circulating Tumour Cells" - CTCs.

Nearly 150 years on, with the benefits of cutting-edge technology, teams of researchers at the Ingham Institute are working tirelessly on creating blood tests that will alert doctors sooner to the presence of cancer cells circulating in the blood stream.

To learn more about how this new blood test will revolutionise cancer treatment and to donate to our research, please visit:

www.inghaminstitute.org.au/content/ctc-blood-test-appeal



In Partner With "Merlin"



Professor Murray Killingsworth, Srinivasa Pothula and Assoc. Professor Norbet Kienzle in the Institute's new Microscopy facility

The Ingham Institute's Zeiss 3D Electron Microscope, christened Merlin, is one of the world's most advanced pieces of equipment that allows scientists to view the inside of a cancer cell down to its DNA.

Through Merlin, researchers will be able to get to the heart of circulating tumour cells (CTCs) – the vehicles that cause mature cancer to spread.

The Ingham Institute is the only medical research facility in Australia with this type of equipment – and it is based here in South West Sydney.

By supporting the Ingham Institute, you are helping our researchers lead the way in cancer detection and treatment.

This Australian-first has only been possible through our collaboration with:



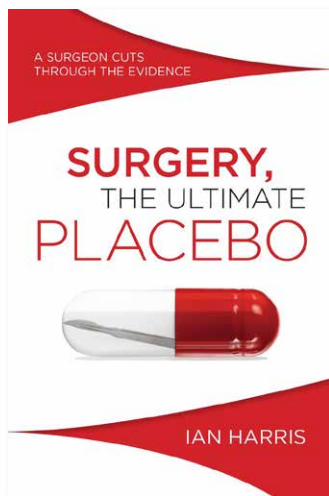
Insider look with our leading researchers

Buy books written by leading Australian surgeons and doctors, based here at the Ingham Institute.

Available online here:

www.inghaminstitute.org.au/content/purchase-researchers-book

or call 1300 66 55 41




Surgery, the Ultimate Placebo. A Surgeon Cuts through the Evidence.

– Professor Ian Harris

In his latest book, respected Sydney orthopaedic surgeon, Doctor Ian Harris reveals how thousands of Australians are undergoing unnecessary surgery

and other harmful treatments.

Professor Harris argues the only benefits some surgeries provide is the placebo effect, but is it worth the recovery time, expense and discomfort?



Vital Signs, Stories from Intensive Care


– Professor Ken Hillman

What really happens behind the hospital curtain?

Intensive care clinician, Professor Ken Hillman shares a fascinating collection of stories centered on the unique experiences of intensive care patients and their families.

A searing critique on modern healthcare and how it has often failed those in greatest need, this book is also filled with humour, inspiration and heartbreak as ordinary people come to grips with terrible tragedy.

Donation Form



Ingham Institute
Applied Medical Research

Help support the life changing work of the Ingham Institute doctors and scientists.

How to donate

Call us on 1300 66 55 41 from Monday to Friday

OR Return this coupon to the Ingham Institute at
1 Campbell Street, Liverpool NSW 2170

OR Fax us on (02) 9602 3221

(The Ingham Institute is a registered charity. Donations of \$2 or more are tax deductible).

My donation is:

- To support vital medical research
- In support of _____
- In memory of _____

Payment Options

- Cheque / Money Order (made payable to Ingham Institute) Debit my credit card:
 Visa Mastercard Amex

Please accept my donation of:

200 100 50 20 Other _____

□ □ □ □ - □ □ □ □ - □ □ □ □ - □ □ □ □

CVV(Card Verification Value) □ □ □ □ Expiry Date ___ / ___ / ___

Name (on card) _____ Signature _____

Please send my donation receipt to:

Name:

Address:

Phone:

Email:

- Please contact me about including the Ingham Institute in my will.
- I would like to organise or participate in a fundraising event to support the Ingham Institute.
- I would like to arrange a tour of the Ingham Institute's facilities.

All donations made to the Ingham Institute are allocated 100% to medical research.